

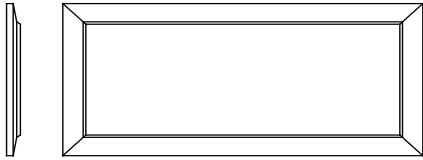
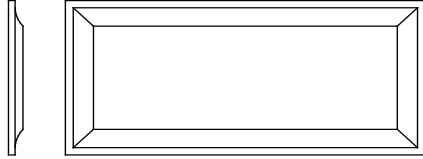


Drawer Front Styles - One Piece

- Drawer heads are temporarily attached for shipment and require extended handle screws inside of drawer box to secure drawer head.

Drawer Front	Description	Door Style Availability	DF Group
	<p>DF-SCLPT Sculpted Drawer Front</p> <ul style="list-style-type: none"> •Drawer Fronts Have Grain Which Runs Horizontally. •Drawer Fronts Are Constructed Of Solid Or Glued Up Stock 3/4" Thick. •Df-SCLPT edge does not match any door edge profile •When Used In Inset Application, Drawer Front Face Will Project Past Frame 3/8" •Not available with Thermafoil •Not available under 5" X 5" 	Not Available With Thermafoil	Drawer Front Group A
	<p>DFS-OXRP Shaped Drawer Front</p> <ul style="list-style-type: none"> •Drawer Fronts Have Grain Which Runs Horizontally. •Drawer Fronts Are Constructed Of Solid Or Glued Up Stock 3/4" Thick. •DFS-OXRP Edge Does Not Match Any Door Edge Profile. •When Used In Inset Application, Drawer Front Face Will Project Past Frame 3/8" •Not Available As Thermafoil •Not Available Under 4 13/16" X 4 13/16" 	Available With All	Drawer Front Group A
	<p>DFS-RCMD Shaped Drawer Front</p> <ul style="list-style-type: none"> •Drawer Fronts Have Grain Which Runs Horizontally. •Drawer Fronts Are Constructed Of Solid Or Glued Up Stock 3/4" Thick. •DFS-RCMD Edge Does Not Match Any Door Edge Profile. •When Used In Inset Application, Drawer Front Face Will Project Past Frame 3/8" •Not Available As Thermafoil •Not Available Under 4 13/16" X 4 13/16" 	Available With All	Drawer Front Group A
	<p>DFS-SRP Shaped Drawer Front</p> <ul style="list-style-type: none"> •Drawer Fronts Have Grain Which Runs Horizontally. •Drawer Fronts Are Constructed Of Solid Or Glued Up Stock 3/4" Thick. •DFS-SRP Edge Does Not Match Any Door Edge Profile. •When Used In Inset Application, Drawer Front Face Will Project Past Frame 3/8" •Not Available As Thermafoil •Not Available Under 4 13/16" X 4 13/16" 	Available With All	Drawer Front Group A

*Drawer heads require special selection for handles or pulls due to limited room for finger clearance, or pull mounting plate. Customers should view and approve drawer head with handle to avoid clearance problems.